

**Move More**

S H E F F I E L D

# Index

October 2022



# Adult Activity Levels

% Active Adults  
(at least 150 minutes of activity  
per week)

**64.1**

Source: Active Lives Adults Nov 20/21  
National **61.4**



% Inactive Adults  
(Less than 30 mins of activity  
per week)

**24.7**


Source: Active Lives Adults Nov 20/21  
National **27.2**



% 65+ Active

**53.1**


Source: Active Lives Adults Nov 20/21  
National **50.6**



% NS SEC 6-8 Active

**47.9**


Source: Active Lives Adults Nov 20/21  
National **52.3**



% Women Active

**61.2**

Source: Active Lives Adults Nov 20/21  
National **59.8**



# Life Expectancy

Life Expectancy at birth (Male)

4th

**78.6**

Source: Public Health Outcomes Framework 2018-20  
**National 79.4**



Life Expectancy at birth (Female)

3rd

**82.4**

Source: Public Health Outcomes Framework 2018-20  
**National 83.1**



Healthy Life Expectancy at birth (Male)

4th

**62.5**

Source: Office for National Statistics (ONS), 2018-2020  
**National 63.1**



Healthy Life Expectancy at birth (Female)

1st

**64.3**

Source: ONS, 2018-2020  
**National 63.9**



# Mortality Rates

Under 75 Mortality rate  
(per 100,000 people)

2nd

**364.5**

Source: Public Health Outcomes  
Framework 2018-20

**National 336.5**



Under 75 Mortality rate  
Cardiovascular Disease  
(per 100,000 people)

3rd

**78.8**

Source: Public Health Outcomes  
Framework 2017-19

**National 70.4**



Under 75 Mortality rate  
Heart Disease  
(per 100,000 people)

6th

**45.7**

Source: Public Health Outcomes  
Framework 2017-19

**National 37.5**



Under 75 Mortality rate  
Stroke Related  
(per 100,000 people)

4th

**13.5**

Source: Public Health Outcomes  
Framework 2017-19

**National 12.3**



Under 75 Mortality rate  
Cancer  
(per 100,000 people)

1st

**133.3**

Source: Public Health Outcomes  
Framework 2017-19

**National 129.2**



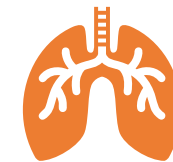
Under 75 Mortality rate  
Respiratory  
(per 100,000 people)

1st

**34.0**

Source: Public Health Outcomes  
Framework 2017-19

**National 33.6**



# Obesity

Admissions to Hospital directly attributable to obesity (per 100,000 people)

**14**

Source: HES NHS Digital 2019-20  
National 20



8th

% Adults classified as overweight or obese

**63.9**

Source: OHID, 2020-21  
National 63.5



4th

Reception prevalence of overweight including obesity

**24.1**

Source: NCMP NHS Digital 2019-20  
National 23



6th


Year 6 prevalence of overweight including obesity

**35.7**

Source: NCMP NHS Digital 2019-20  
National 35.2



4th



# Health

% 50+ Osteoporosis

**0.7**

Source: Quality and Outcomes Framework (QOF), NHS Digital 2020-21  
**National 0.8**

12th



% Adults with long term MSK problems

**16.3**

Source: GP Patients survey 2021  
**National 17**

3rd



Diabetes QOF Prevalence

**6.6**

Source: Quality and Outcomes Framework (QOF) (NHS Digital) 2020/21  
**National 7.1**

3rd



Emergency Hospital Admissions due to Falls 65+ (per 100,000 people)

**1,824**

Source: HES NHS Digital 2020/21  
**National 2,023**

2nd



# Mental Wellbeing

% Social Isolation: Adult Carers having as much social contact as they would like 18+

13th

**26.6**

Source: Adult Social Care Survey 2018-19  
National 32.5



% Social Isolation: Adult Social Care Users having as much social contact as they would like 18+

16th

**38.3**

Source: Adult Social Care Survey 2019-20  
National 45.9



% Low Happiness (self-reported wellbeing)

16th

**14.1**

Source: Annual Population Survey 2020/21  
National 9.2



% Low Worthwhile (self-reported wellbeing)

\*

Source: Annual Population Survey 2020/21  
National 4.4



% Low Satisfaction (self-reported wellbeing)

7th\*\*

**8.4**

Source: Annual Population Survey 2020/21  
National 6.1



% High Anxiety (self-reported wellbeing)

10th

**27.1**

Source: Annual Population Survey 2020/21  
National 24.2



# Mental Health

MSK and Anxiety/ Depression

**27.8**

Source: GP patients survey 2016-2017  
National 24.1



7th

Suicide Rate (per 100,000 people)

**11.0**

Source: ONS, 2019-21  
National 10.4



7th

Recorded prevalence of  
Dementia 65+

**4.59**

Source: NHS Digital December 2020  
National 3.97



15th

% All school aged pupils with  
social, emotional and mental  
health needs

**2.76**

Source: DfE Special Educational  
Needs Statistics 2021  
National 2.79



4th

Depression recorded  
prevalence 18+

**12.3**

Source: Quality and Outcomes  
Framework NHS Digital 2020-21  
National 12.3



5th





# Workplace and Employment

No. Working age claiming Disability Living Allowance

**19,100**

Source: DWP 2018



% of working days lost due to sickness absence

**1.1**

Source: Labour Force Survey 2018-20  
National 1.0



7th

Sickness Absence: % of employees who had at least one day off in the previous week

**1.7**

Source: Labour Force Survey 2018-20  
National 1.9



6th

% 16-17 NEET Young People or Activity Unknown

**7.4**

Source: DfE 2020  
National 5.5



=12th


% Unemployment: model based

**4.8**

Source: NOMIS Labour Market Statistics 2020  
National 4.7



=6th



# Children and Young People - Activity

% Active CYP  
(An average of 60 mins per day across the week)

**42.1**

Source: Active Lives CYP May 2020/21  
National 44.6



6<sup>th</sup>\*

% Less Active CYP  
(Less than 30 mins of activity per day)

**35.5**

Source: Active Lives CYP May 2020/21  
National 32.4



6<sup>th</sup>\*

% Active CYP in school  
(30 mins or more per day)

**41.2**

Source: Active Lives CYP May 2020/21  
National 42.6



5<sup>th</sup>\*\*

% Active CYP outside school  
(30 mins or more per day)

**48.7**

Source: Active Lives CYP May 2020/21  
National 52.0



6<sup>th</sup>\*\*



# Children and Young People

First time entrants into the Youth Justice System (per 100,000 people)

10th

**171.5**

Source: Figures calculated by OHID's Population Health Analysis team using crime data supplied by the Ministry of Justice and population data supplied by Office for National Statistics (ONS), 2021  
**National 146.9**



% Children in absolute low income families (Under 16)

12th

**22.7**

Source: The Office for Health Improvement and Disparities 2020-21  
**National 15.1**



Children in care (per 10,000 people)

1st

**57**

Source: Children looked after in England 2021  
**National 67**



Free School Meals: All school age % uptake

12th

**20.2**

Source: DfE School Census  
% uptake among all pupils 2018  
**National 13.5**




% Children achieving good level of development at the end of Reception

6th

**70**

Source: DfE EYFS Profile Statistical Series 2018-19  
**National 71.8**



# Children and Young People

% KSI pupils meeting expected standard in Reading

11th

**71.9**

Source: DfE 2019-20  
National 74.9

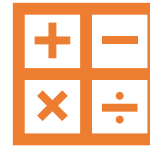


% KSI pupils meeting expected standard in Maths

6th

**74.3**

Source: DfE 2019-20  
National 75.6



% KSI pupils meeting expected standard in Writing

8th

**67.3**

Source: DfE 2019-20  
National 69.2



% KSI pupils meeting expected standard in Science

12th

**79.2**

Source: DfE 2019-20  
National 82.3



% KS2 pupils meeting expected standards in reading, writing and mathematics

8th

**63.9**

Source: Department for Education 2019-20  
National 65.3



Average Attainment 8 Score

12th

**48.1**

Source: DfE 2020-21  
National 50.9



# Active Travel

% Satisfaction rights of way overall

**61**

Source: NHT Public Satisfaction Survey Report 2021



% Satisfaction cycle routes and facilities overall

**47**

Source: NHT Public Satisfaction Survey Report 2021



% Satisfaction pavements and footpaths overall

**65**

Source: NHT Public Satisfaction 2021 Survey Report



Adults Cycling for Travel at least 3 days per week

**1.5**

Source: 19/20 Department for Transport (based on the Active Lives Adult Survey, Sport England)  
**National 2.3**

10th



Adults Walking for Travel at least 3 days per week

**16.5**

Source: 19/20 Department for Transport (based on the Active Lives Adult Survey, Sport England)  
**National 15.1**

7th



# Road Safety

% Satisfaction safety of children cycling to school

**42**

Source: 2021 NHT Public Satisfaction Survey Report



% Satisfaction safety of children walking to school

**54**

Source: 2021 NHT Public Satisfaction Survey Report



People Killed or seriously injured on England's roads (per 100,000 people)

**50.7**


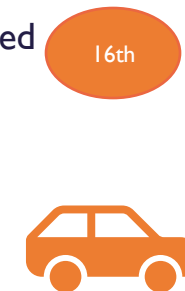
Source: Department for Transport 2018-20  
**National 42.6**



Children killed or seriously injured on England's roads (per 100,000 people)

**35.6**

Source: Department for Transport 2018-20  
**National 15.9**



# Outdoor Space

---

% Utilisation of outdoor space for exercise/ health reasons

12th

**15.3**

Source: March 2015-Feb 2016 Natural England MENE Survey  
**National 17.9**



Air Pollution Fine Particulate Matter

3rd

**6**

Source: 2020 defra estimate scores PHE  
**National 6.9**




% Access to Woodland

1st

**51.8**

Source: Space for People: Targeting action for woodland access 2017  
**National 18.0**



# Other Index

Sustainability: Happy Cities Thriving Places

**5.34**

Source: Happy Cities Thriving Places Index 2022



5th

Local Conditions: Happy Cities Thriving Places

**4.56**

Source: Happy Cities Thriving Places Index 2022



7th

Equality: Happy Cities Thriving Places

**4.98**

Source: Happy Cities Thriving Places Index 2022



12th

Community Cohesion: Happy Cities Thriving Places

**4.59**

Source: Happy Cities Thriving Places Index 2022



8th

Prosperity Index Score

**49.8**

Source: Legatum Institute UK Prosperity Index 2021



7th





# Clubs and Volunteers

---

% Sports Club Membership at least once in last 12 months

9th

**29.6**

Source: Active Lives Adults Nov 20/21  
**National 30.7**



% Children and Young People Volunteer at least twice in the last year (Years 5-11)

8th\*

**32.2**

Source: Active Lives CYP Academic Year 19-20  
**National 36.2**




% Adults Volunteer at least twice in the last year

9th

**11.7**


Source: Space for People: Active Lives Adults November 18-19  
**National 13.3**



# CIPFA Neighbours

---

- Bolton
- Bristol
- Coventry
- Derby
- Dudley
- Kirklees
- Leeds
- Liverpool
- Newcastle Upon Tyne
- Plymouth
- Salford
- **Sheffield**
- Sunderland
- Tameside
- Wakefield
- Wigan



# Move More

S H E F F I E L D



[www.movemoresheffield.com](http://www.movemoresheffield.com)



@movemoresheff